

Set-up Stations

Mobile Stainless Steel



Model 98608
(Shown in Pewter
Brush finish)



Compartment for touchscreen terminal has clear top shield for protection from elements.

Add Organization And Enhance The Appearance Of Dining Areas

Benefits


- ▼ Add attractive service functionality to patios and indoor dining areas
- ▼ Easy mobility to provide dining room flexibility

Features

- ▼ Stainless steel welded construction
- ▼ Choice of stainless steel or laminate exterior finishes
- ▼ Shielded compartment for touchscreen terminal
- ▼ Utility drawers hold flatware and other set-up items
- ▼ Open and concealed storage for supplies and computer terminal

Casters

- ▼ All-swivel 5" cushion tread



Open compartment option (door removed)

Specifications:

Unit shall be of welded stainless steel construction and shall have 20-gauge sides and 18-gauge top and doors. Lower compartment floors shall be 18-gauge stainless steel. Lower compartments shall have three sets of height-adjustable (1" increment) universal ledges. Upper right open compartment shall feature a clear plexiglass top shield to house a computer terminal and provide protection from elements. Hinged lower compartment doors shall have recessed paddle latch. 5" all-swivel casters with cushion tread wheels shall be recessed/hidden and shall be fastened to a galvanized steel dolly frame for extra strength.

Spec. # _____

AIA # _____



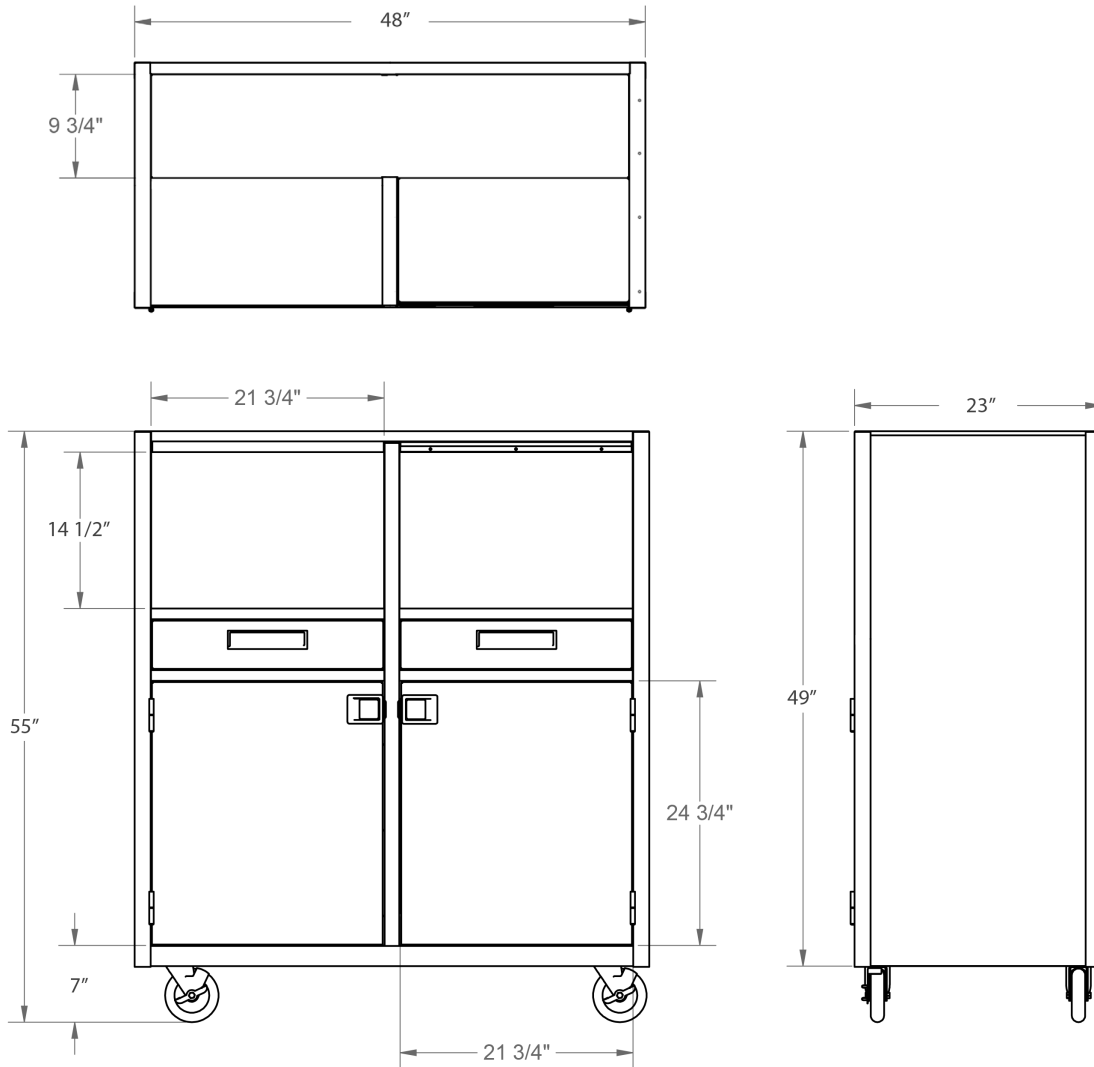
Geneva Designs, LLC

4900 West Electric Avenue • West Milwaukee, WI 53219 U.S.A.

800-870-2779 • 414-902-6400 • Fax 414-902-6446 • www.genevadesignsllc.com

Set-up Stations

Mobile Stainless Steel



Spec. #


AIA #

Product Information:

Model	Overall Size			Top Compartment (R)			Top Compartment (L)			Lower Compartments			Exterior Finish	Case Wt. Lbs. (Kg)
	W	D	H	W	D	H	W	D	H	W	D	H		
98608	48"	23"	55"	21 ³ / ₄ "	22 ¹ / ₄ "	14 ¹ / ₂ "	21 ³ / ₄ "	22 ¹ / ₄ "	14 ¹ / ₂ "	21 ³ / ₄ "	21 ³ / ₄ "	24 ³ / ₄ "	Laminate	396 (180)
	(1219)	(584)	(1397)	(552)	(565)	(368)	(552)	(565)	(368)	(552)	(552)	(629)		

Dimensions in () denote metric millimeters, unless otherwise noted.

Available Laminate Finishes



Options:

- Leveling feet (in place of casters)
- 6" wide tread casters
- Open lower compartment(s)
- Custom laminate finish



Geneva Designs, LLC

4900 West Electric Avenue • West Milwaukee, WI 53219 U.S.A.

800-870-2779 • 414-902-6400 • Fax 414-902-6446 • www.genevadesignsllc.com